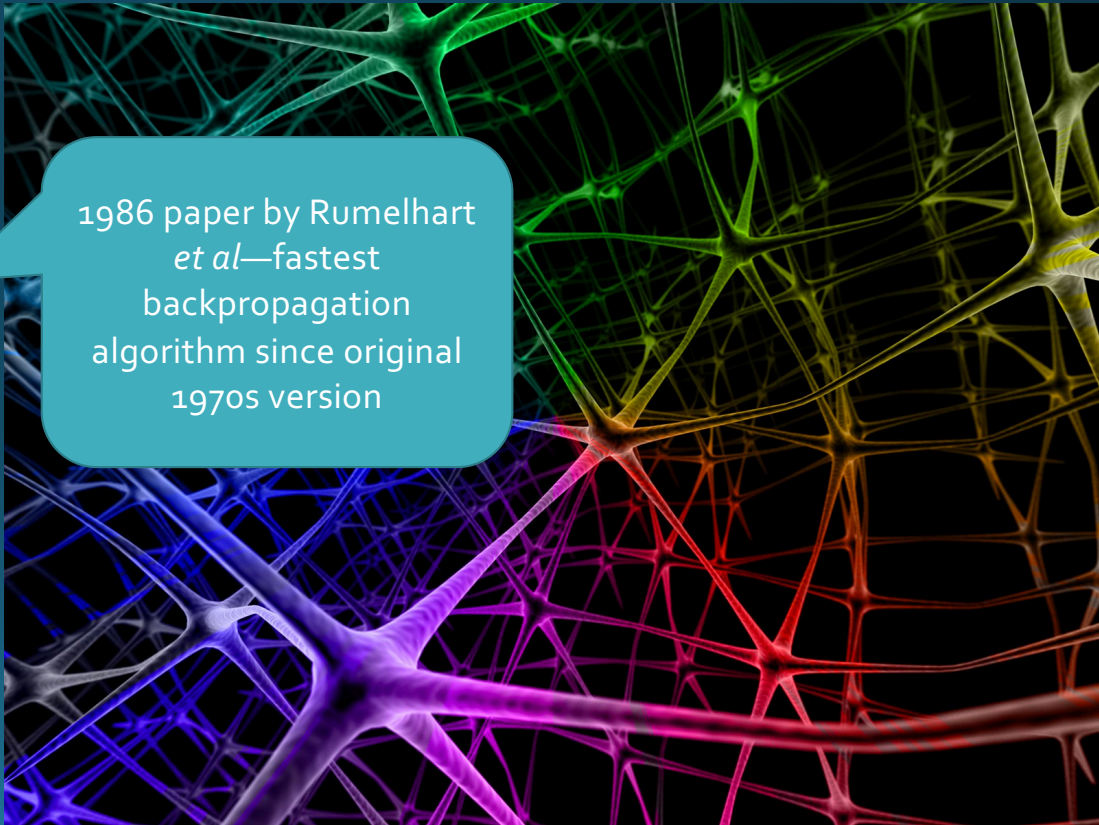


CSCI 4360/6360 Data Science II

# Backpropagation

# Artificial Neural Networks

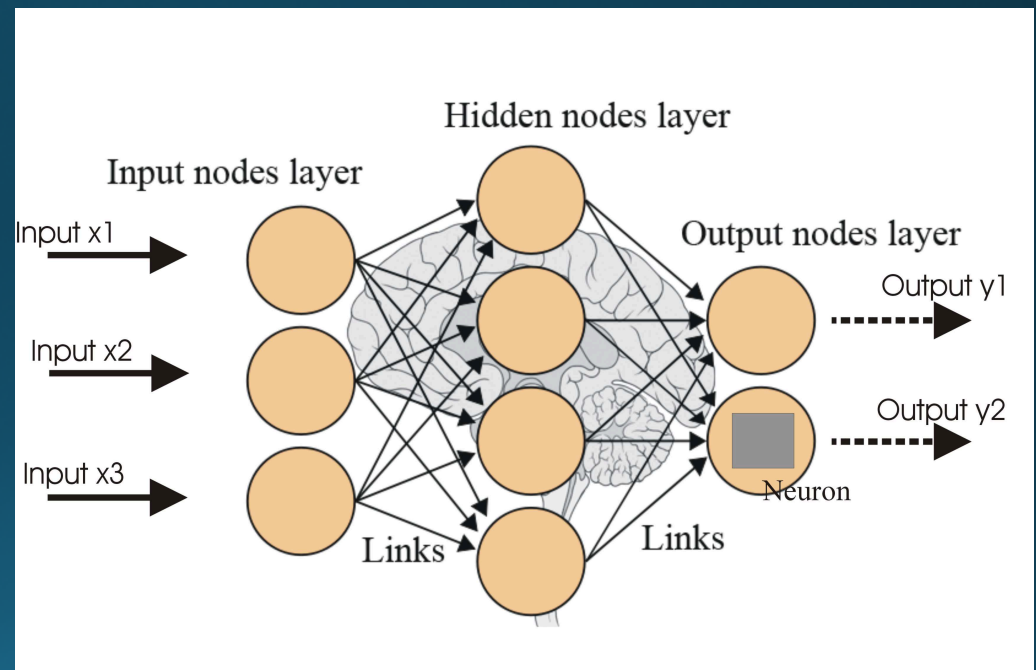
- **Not a new concept!**
  - Roots as far back as 1940s work in unsupervised learning
  - Took off in 1980s and 1990s
  - Waned in 2000s
- “Biologically-inspired” computing
  - May or may not be true
- **Shift from rule-based to emergent learning**



1986 paper by Rumelhart *et al*—fastest backpropagation algorithm since original 1970s version

# Multilayer networks

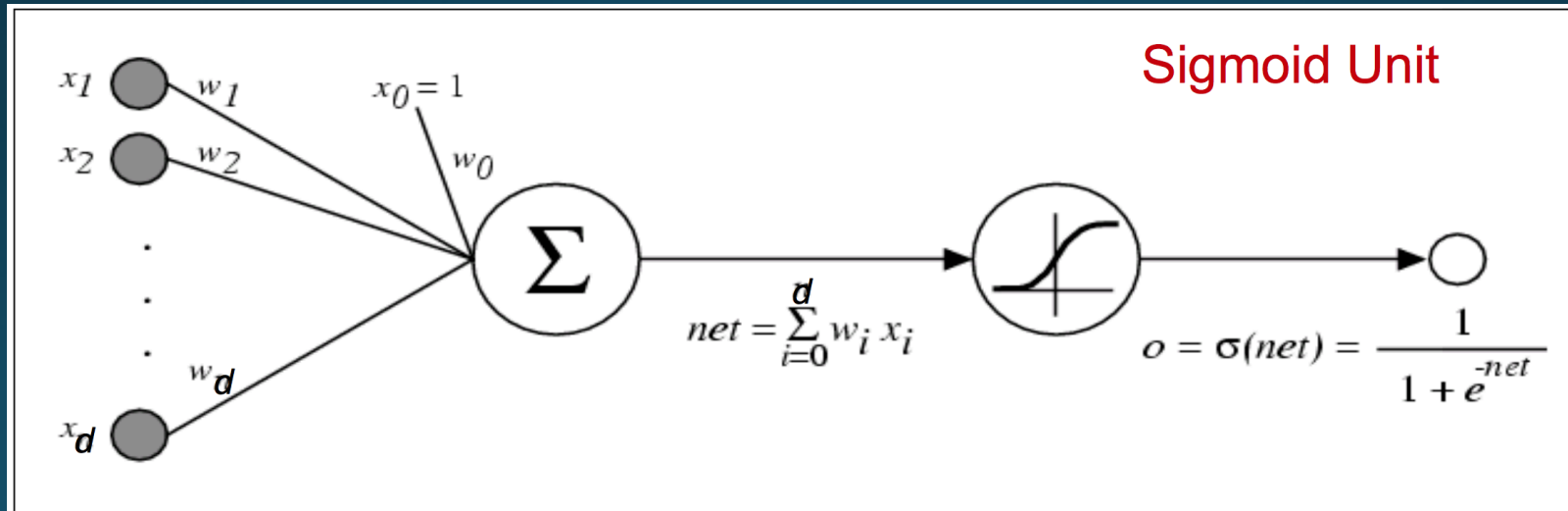
- Simplest case: classifier is a multilayer *network of logistic units*
- Each *unit* takes some inputs and produces one output using a logistic classifier
- Output of one unit can be the input of other units



# LR as a Graph

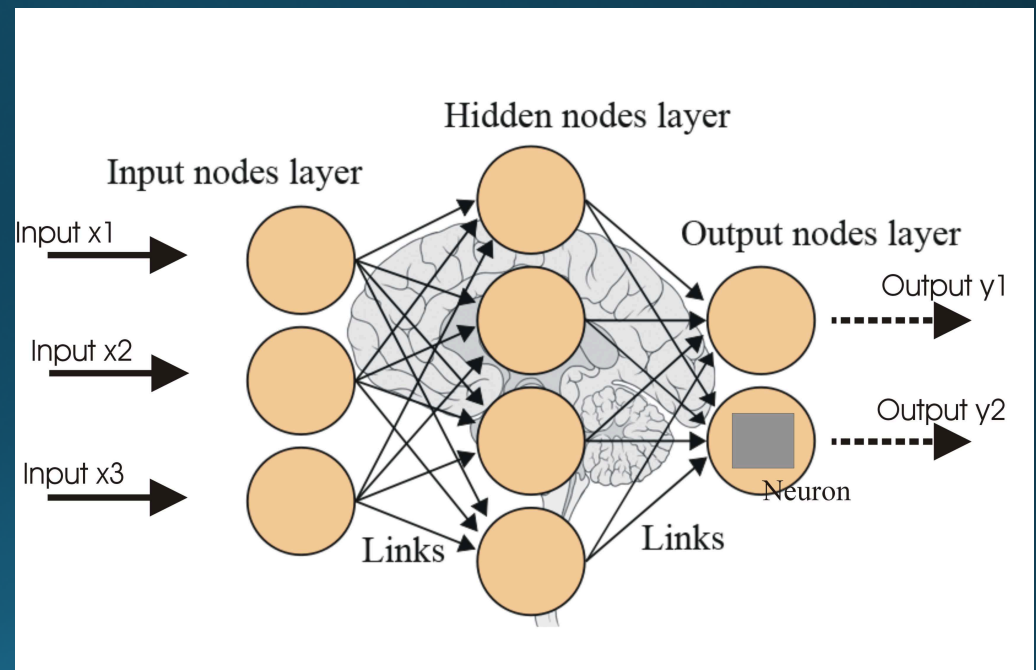
- Define output  $o(x) =$

$$\sigma(w_0 + \sum_i w_i X_i) = \frac{1}{1 + \exp(-(w_0 + \sum_i w_i X_i))}$$



# Multilayer networks

- Simplest case: classifier is a multilayer *network of logistic units that perform some differentiable computation*
- Each *unit* takes some inputs and produces one output using a logistic classifier
- Output of one unit can be the input of other units

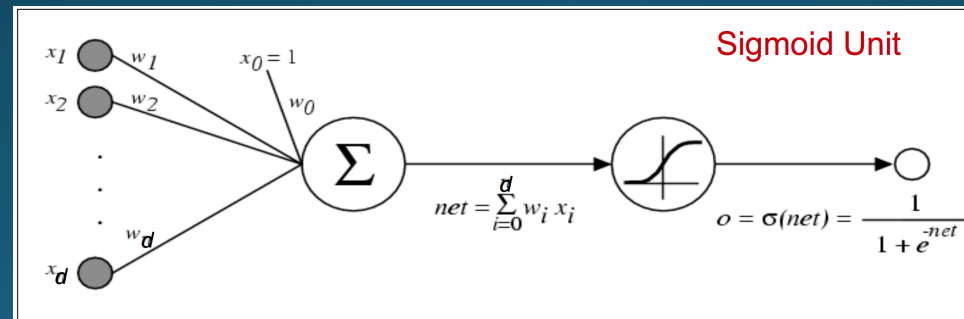


# Learning a multilayer network

- Define a loss (simplest case: squared error)
  - But over a network of “units” that do simple computations

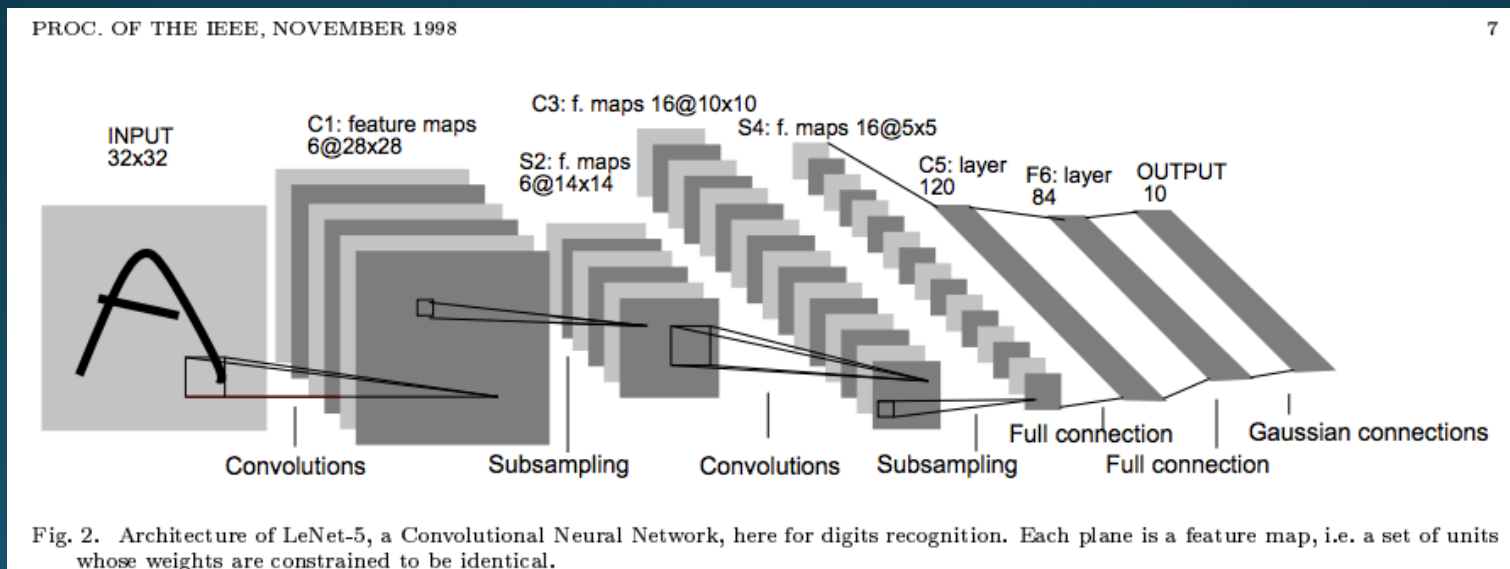
$$J_{X,y}(\vec{w}) = \sum_i (y^i - \hat{y}^i)^2$$

- Minimize loss with gradient descent
  - You can do this over complex networks if you can take the *gradient* of each unit: every computation is *differentiable*

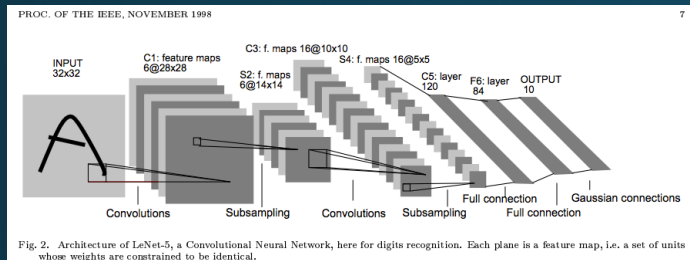


# ANNs in the 90s


- In the 90s: mostly 2-layer networks (or specialized “deep” networks that were hand-built)
- Worked well, but training was *slow*



# ANNs in the 90's



SVM with polynomial kernel: 98.9 - 99.2% accurate



Custom CNN: 98.3 - 99.3% accurate





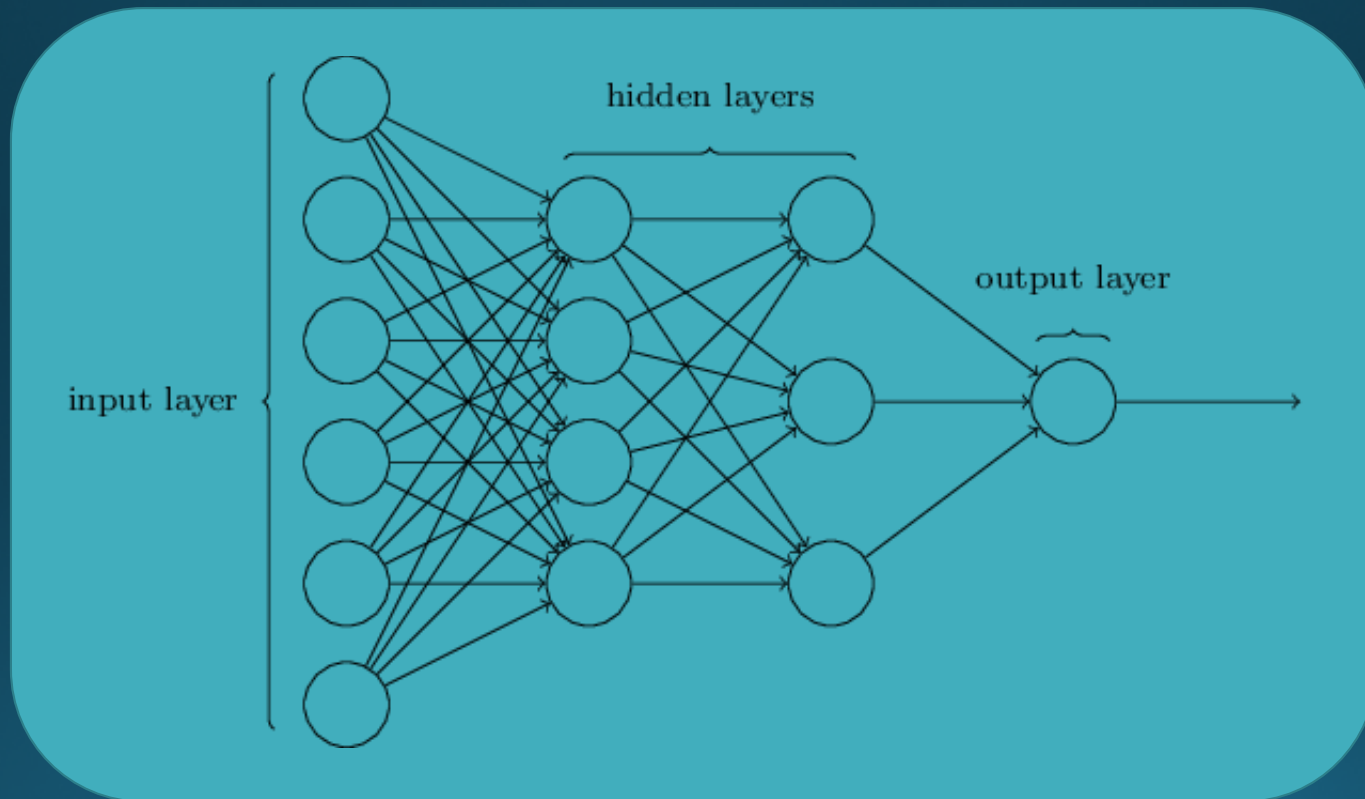
# Nomenclature

- *Backpropagation*: refers **only** to the method for computing the gradient of a function
  - Is NOT specific to multilayer neural networks (in principle, can compute gradients for any function)
- *Stochastic gradient descent*: conducts learning using the derived gradient
  - Hence, you can run SGD on gradients you derive manually, or through backprop

# Notation

- “Borrowing” from
  - William Cohen at Carnegie Mellon (author of SSL algorithm you implemented in HW4)
  - Michael Nielson of <http://neuralnetworksanddeeplearning.com/>

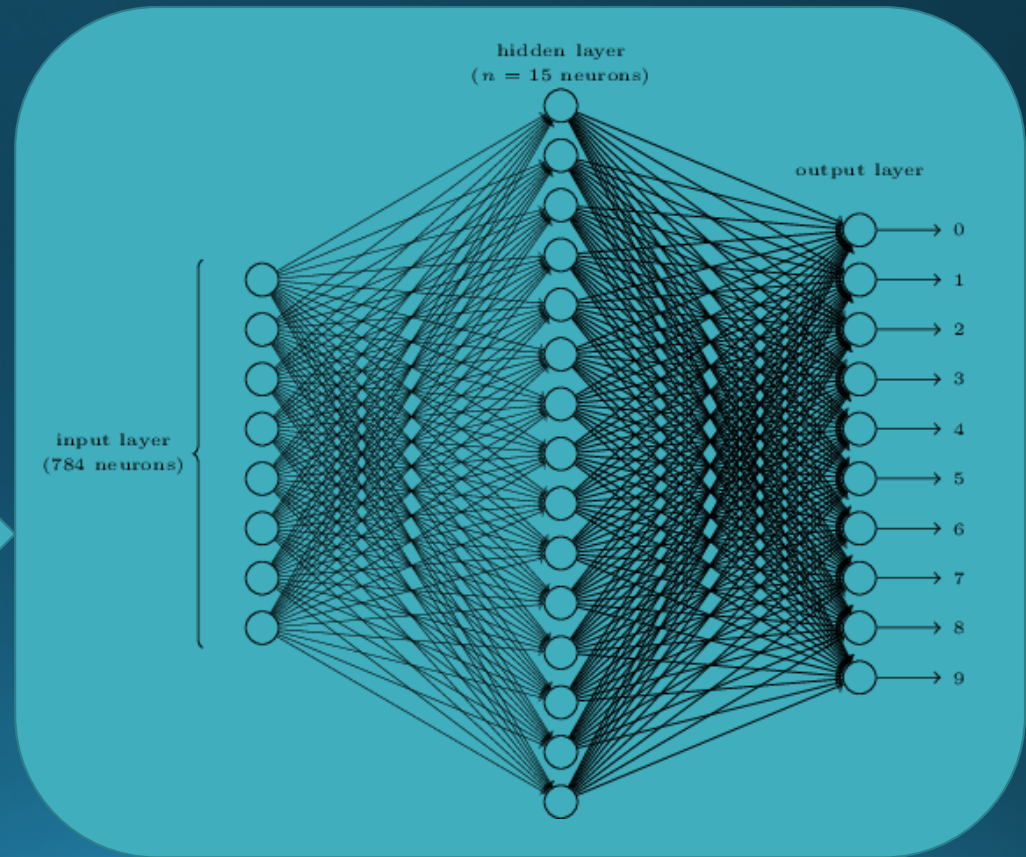
# Notation



# Notation

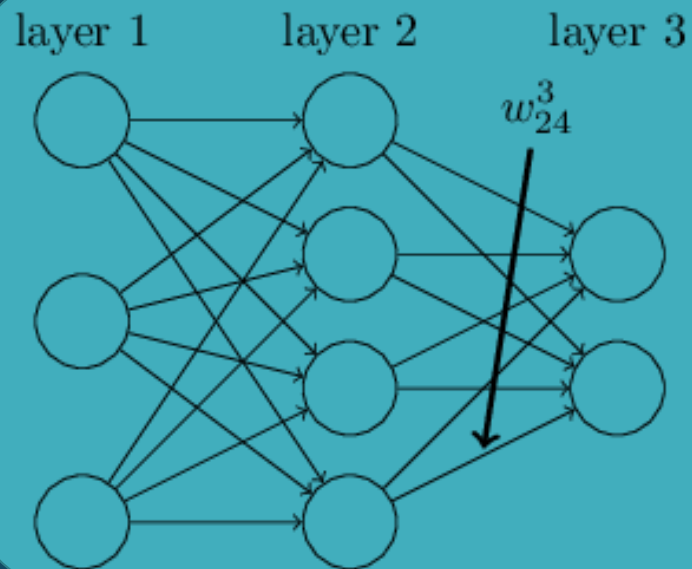


- Each digit is  $28 \times 28 = 784$  dimensions / inputs



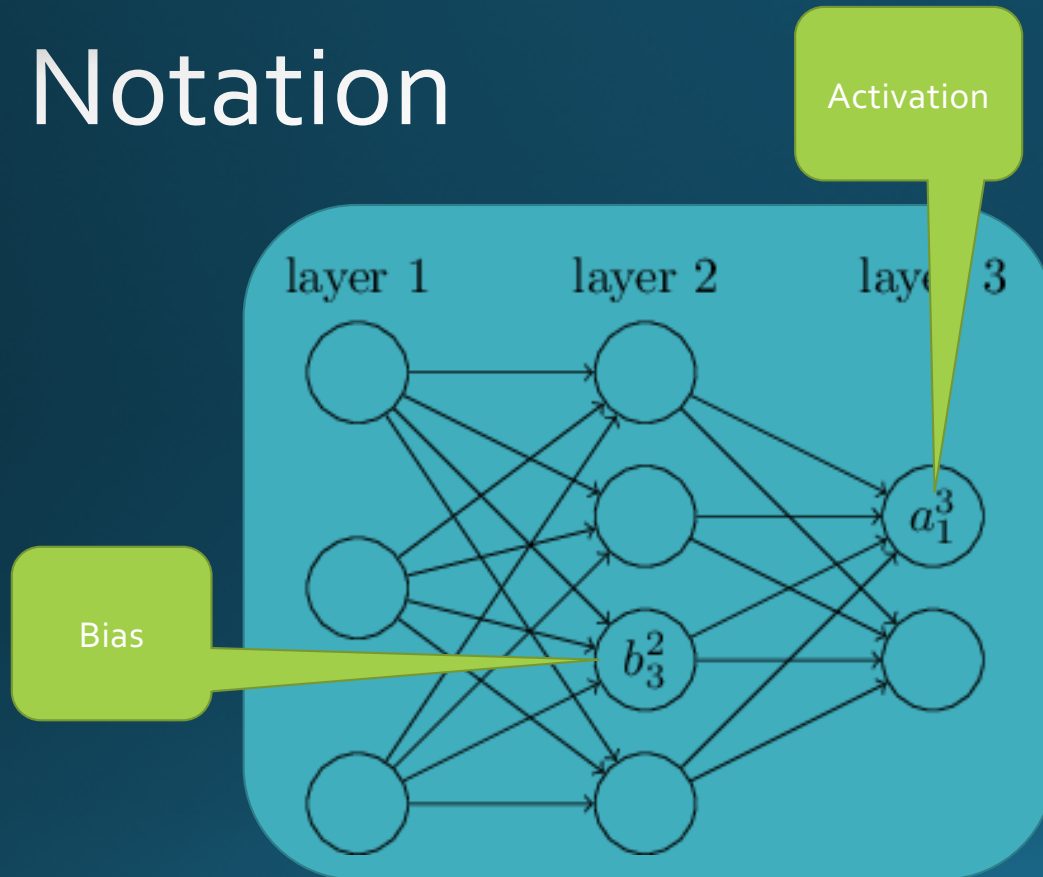
# Notation

Vectorize:  $w^l$  is the weight matrix for layer  $l$



$w_{jk}^l$  is the weight from the  $k^{\text{th}}$  neuron in the  $(l-1)^{\text{th}}$  layer to the  $j^{\text{th}}$  neuron in the  $l^{\text{th}}$  layer

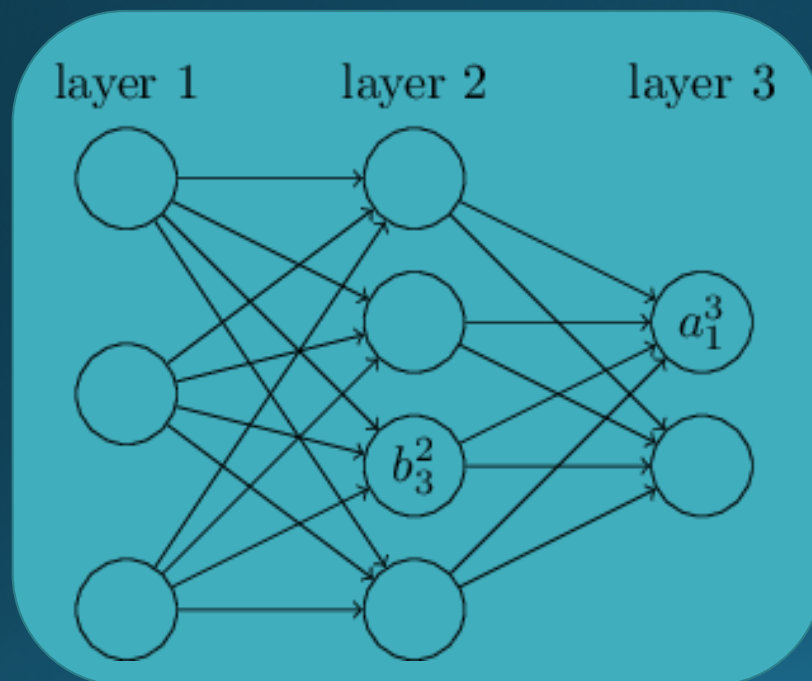
# Notation



Vectorize:  $a^l$  and  $b^l$  are activations and bias matrices for layer  $l$

$$a_j^l = \sigma \left( \sum_k w_{jk}^l a_k^{l-1} + b_j^l \right)$$

# Notation

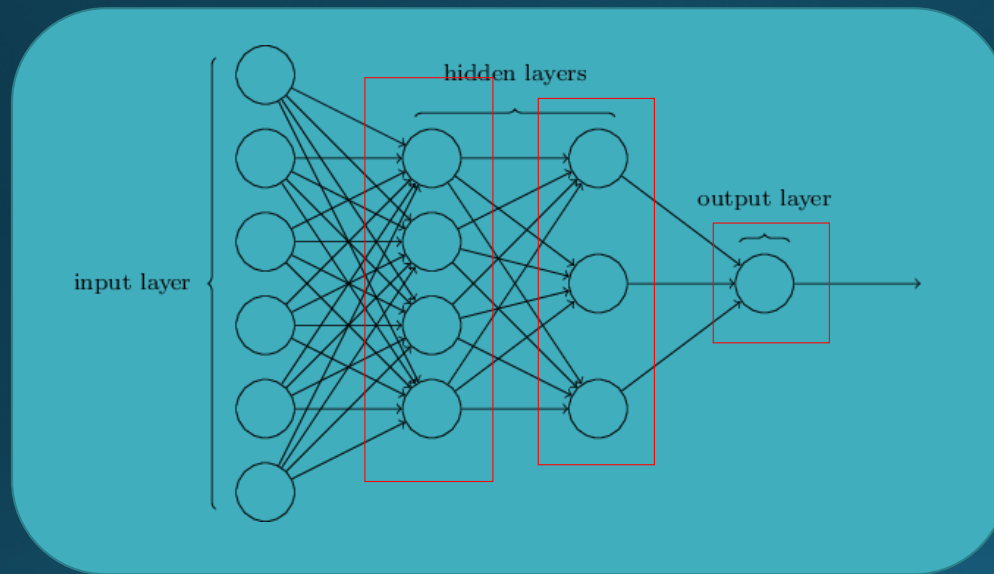


$$a_j^l = \sigma \left( \sum_k w_{jk}^l a_k^{l-1} + b_j^l \right)$$

$$a^l = \sigma(w^l a^{l-1} + b^l).$$

$$z^l \equiv w^l a^{l-1} + b^l$$

# Computation is “feedforward”



for  $l=1, 2, \dots, L$ :

$$a^l = \sigma(w^l a^{l-1} + b^l).$$



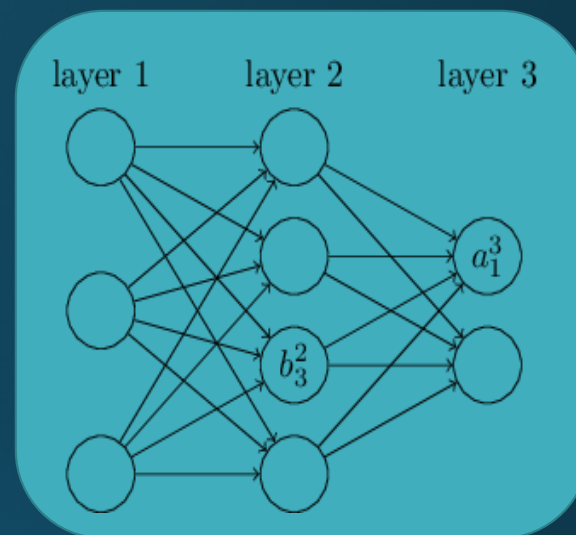
# Notation

- Set up a cost function,  $C$

$$C = \frac{1}{2n} \sum_x ||y(x) - a^L(x)||^2$$

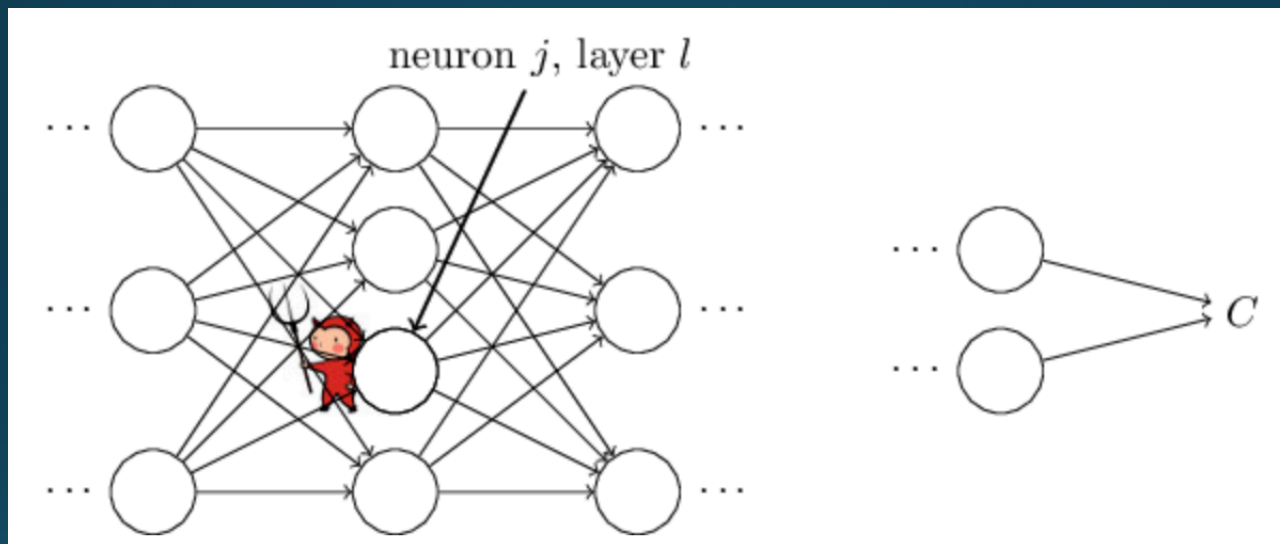
- Rewrite as an average

$$C = \frac{1}{n} \sum_x C_x \quad \text{where} \quad C_x = \frac{1}{2} ||y - a^L||^2$$



Allows us to compute partial derivatives  $dC_x/dw$  and  $dC_x/db$  for single training examples, then recover  $dC/dw$  and  $dC/db$  by averaging over training examples.

# Notation



Error in  $j^{\text{th}}$  neuron at  
the  $l^{\text{th}}$  layer

$$\delta_j^l \equiv \frac{\partial C}{\partial z_j^l}.$$

# BackProp: last layer

$$\delta_j^L = \frac{\partial C}{\partial a_j^L} \sigma'(z_j^L).$$

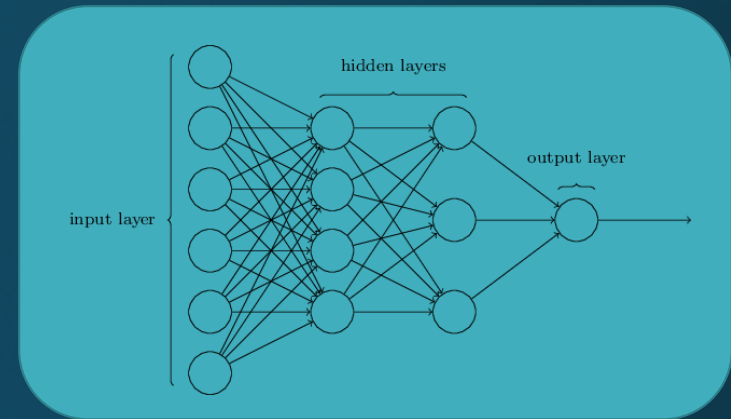
Matrix form:

$$\delta^L = \nabla_a C \odot \sigma'(z^L).$$

components are  $\frac{\partial C}{\partial a_j^L}$

components are  $\sigma'(z_j^L)$

The Hadamard Product: just element-wise multiplication



Level  $l$  for  $l=1, \dots, L$

Matrix:  $w^l$

Vectors:

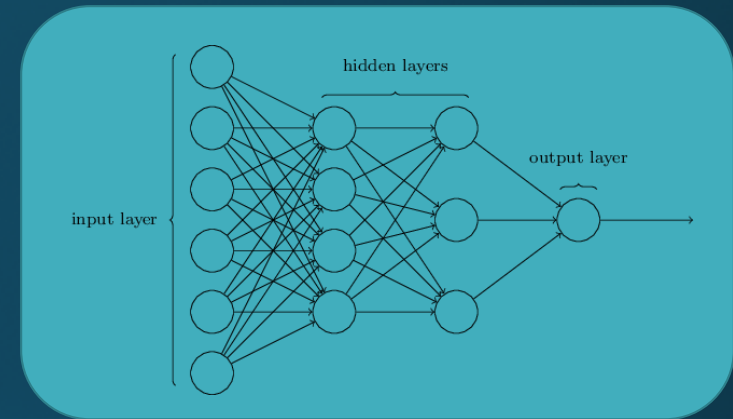
- bias  $b^l$
- activation  $a^l$
- pre-sigmoid activ:  $z^l$
- target output  $y$
- "local error"  $\delta^l$

# BackProp: last layer

$$\delta_j^L = \frac{\partial C}{\partial a_j^L} \sigma'(z_j^L).$$

Matrix form for square loss:

$$\delta^L = (a^L - y) \odot \sigma'(z^L).$$



Level  $l$  for  $l=1, \dots, L$

Matrix:  $w^l$

Vectors:

- bias  $b^l$
- activation  $a^l$
- pre-sigmoid activ:  $z^l$
- target output  $y$
- "local error"  $\delta^l$

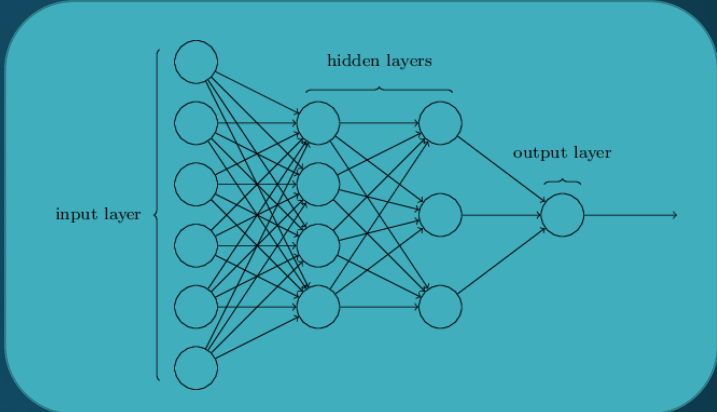
# BackProp: error at level $l$ in terms of error at level $l+1$

$$\delta^l = ((w^{l+1})^T \delta^{l+1}) \odot \sigma'(z^l)$$

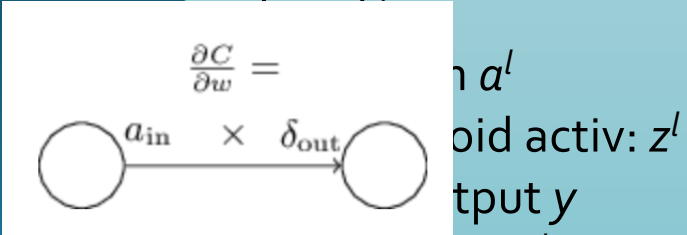
which we can use to compute

$$\frac{\partial C}{\partial b_j^l} = \delta_j^l \quad \rightarrow \quad \frac{\partial C}{\partial b} = \delta,$$

$$\frac{\partial C}{\partial w_{jk}^l} = a_k^{l-1} \delta_j^l \quad \rightarrow \quad \frac{\partial C}{\partial w} = a_{in} \delta_{out}$$



Level  $l$  for  $l=1, \dots, L$   
 Matrix:  $w^l$   
 Vectors:



- "local error"  $\delta^l$

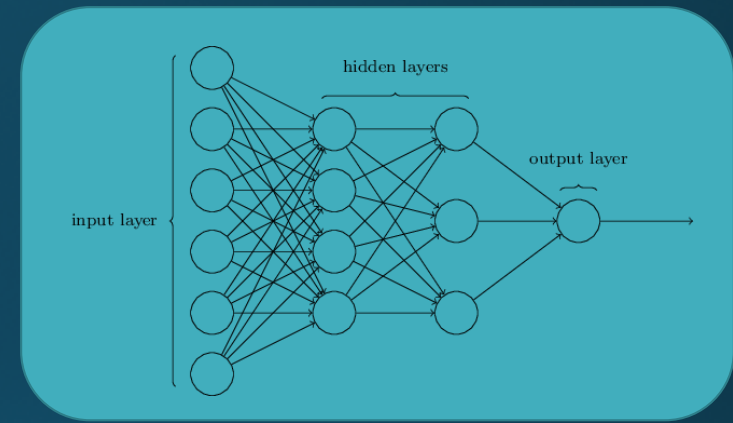
# BackProp: Summary

$$\delta^L = \nabla_a C \odot \sigma'(z^L)$$

$$\delta^l = ((w^{l+1})^T \delta^{l+1}) \odot \sigma'(z^l)$$

$$\frac{\partial C}{\partial b_j^l} = \delta_j^l$$

$$\frac{\partial C}{\partial w_{jk}^l} = a_k^{l-1} \delta_j^l$$



Level  $l$  for  $l=1, \dots, L$


Matrix:  $w^l$

Vectors:

- bias  $b^l$
- activation  $a^l$
- pre-sigmoid activ:  $z^l$
- target output  $y$
- "local error"  $\delta^l$

# Full Backpropagation

- 1. Input  $x$ :** Set the corresponding activation  $a^1$  for the input layer.
- 2. Feedforward:** For each  $l = 2, 3, \dots, L$  compute  $z^l = w^l a^{l-1} + b^l$  and  $a^l = \sigma(z^l)$ .
- 3. Output error  $\delta^L$ :** Compute the vector  $\delta^L = \nabla_a C \odot \sigma'(z^L)$ .
- 4. Backpropagate the error:** For each  $l = L - 1, L - 2, \dots, 2$  compute  $\delta^l = ((w^{l+1})^T \delta^{l+1}) \odot \sigma'(z^l)$ .
- 5. Output:** The gradient of the cost function is given by
$$\frac{\partial C}{\partial w_{jk}^l} = a_k^{l-1} \delta_j^l \text{ and } \frac{\partial C}{\partial b_j^l} = \delta_j^l.$$



Use SGD to update the weights according to the gradients

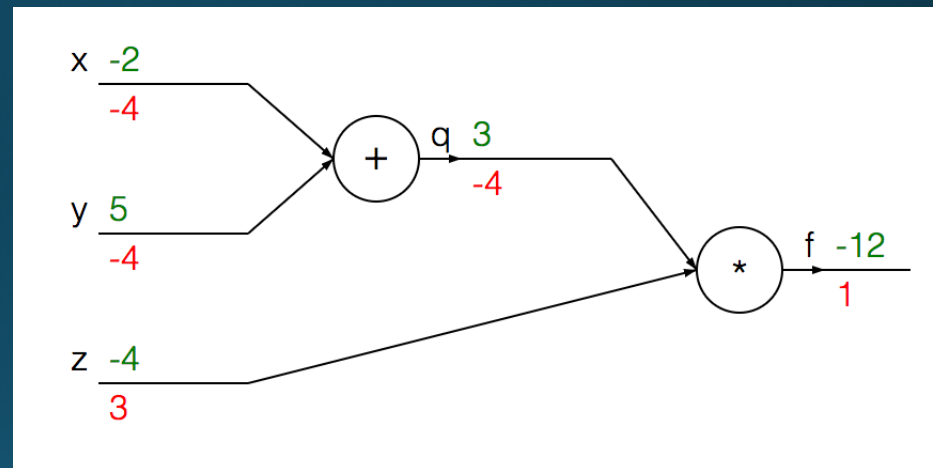
# Example

- Simple equation

$$f(x, y, z) = (x + y)z$$

- Some example inputs

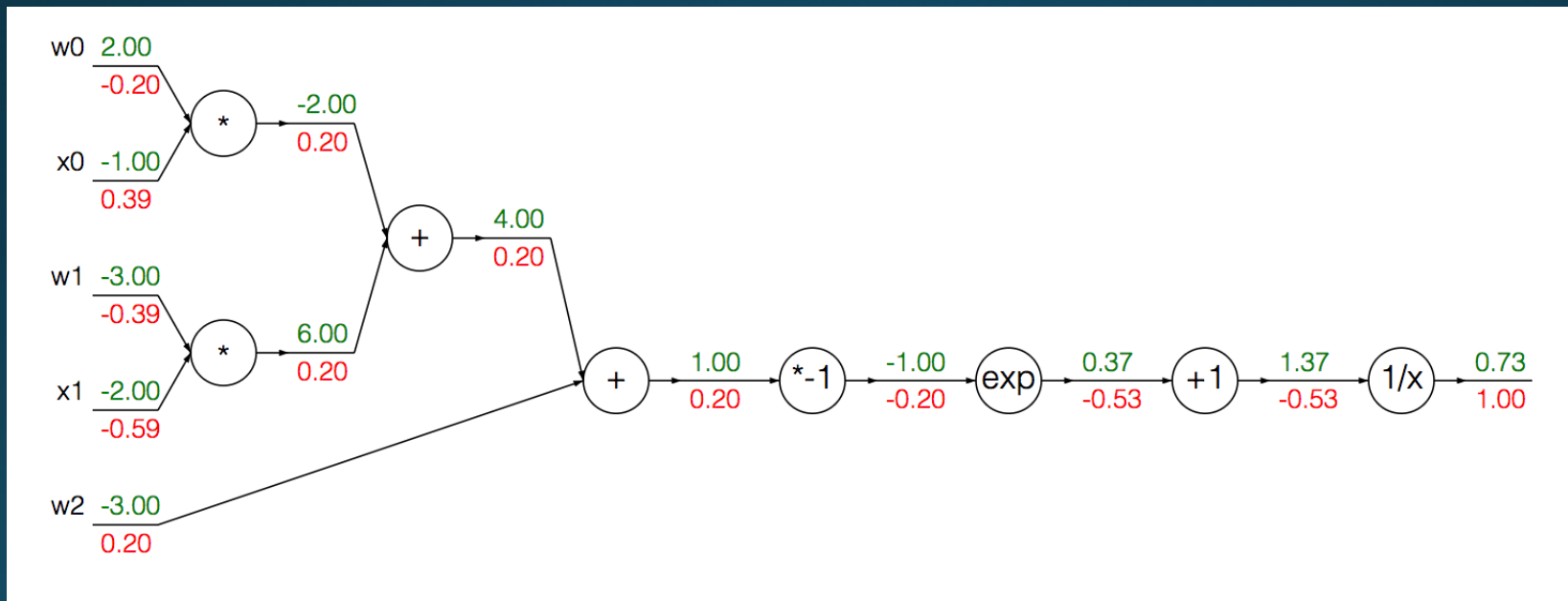
- $x = -2$
- $y = 5$
- $z = -4$





# [slightly less simple] Example

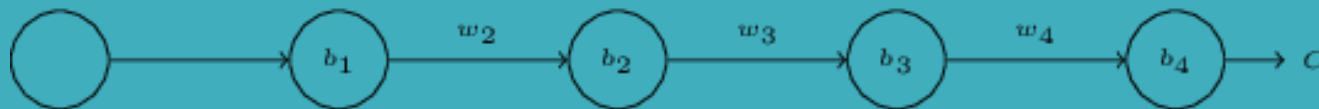
- 2D Logistic Regression,  $P(Y = 1|X) = \frac{1}{1 + \exp(-(w_0 + \sum_i w_i X_i))}$   
with a bias term



# Weight updates for multilayer ANN

- For nodes  $k$  in output layer  $L$ :  $\delta_k^L = (t_k - a_k)a_k(1 - a_k)$
- For nodes  $j$  in hidden layer  $h$ :  $\delta_j^h = \sum_k (\delta_k^{h+1} w_{kj}) a_j (1 - a_j)$
- What happens as the layers get further and further from the output layer?

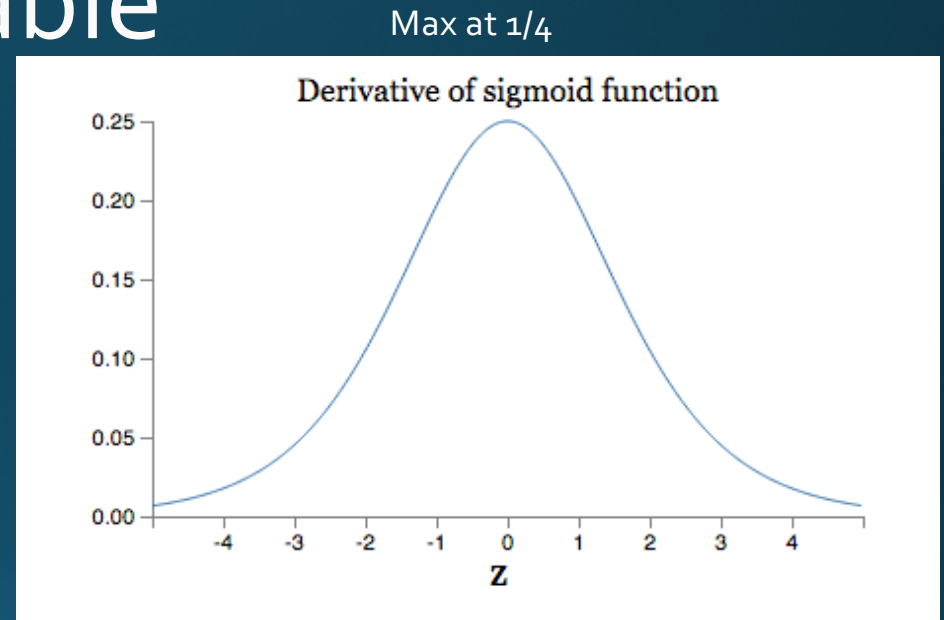
$$\frac{\partial C}{\partial b_1} = \sigma'(z_1) \times w_2 \times \sigma'(z_2) \times w_3 \times \sigma'(z_3) \times w_4 \times \sigma'(z_4) \times \frac{\partial C}{\partial a_4}$$



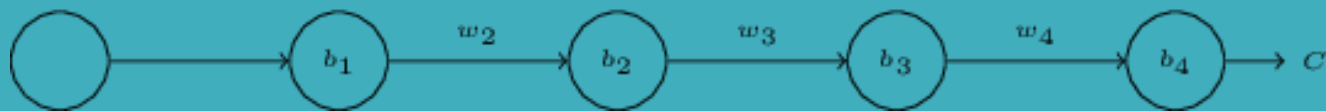
# Gradients are unstable

- If weights are usually  $< 1$ , and we are multiplying by many, *many* such numbers...

The Amazing  
Vanishing Gradient!



$$\frac{\partial C}{\partial b_1} = \sigma'(z_1) \times w_2 \times \sigma'(z_2) \times w_3 \times \sigma'(z_3) \times w_4 \times \sigma'(z_4) \times \frac{\partial C}{\partial a_4}$$

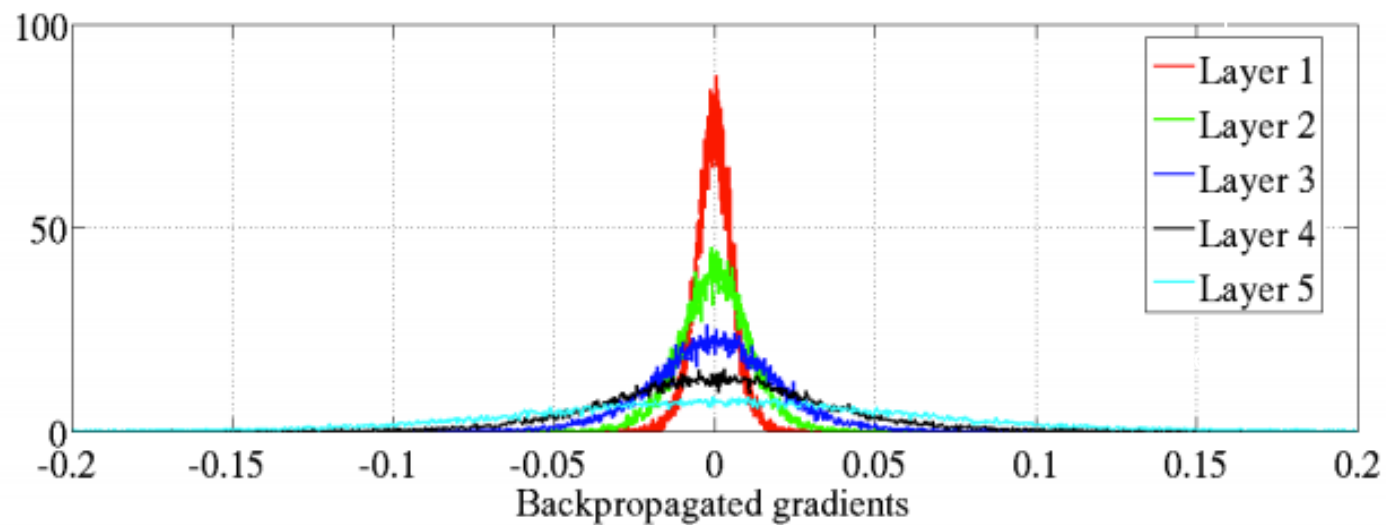


## Understanding the difficulty of training deep feedforward neural networks

**Xavier Glorot**

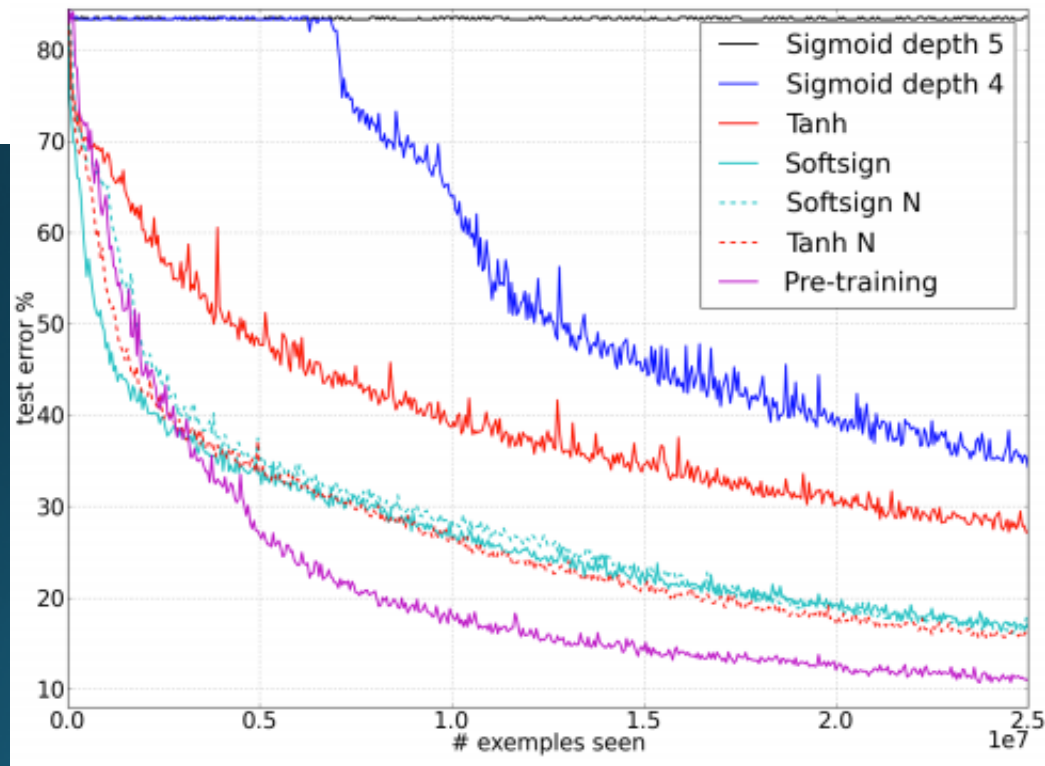
DIRO, Université de Montréal, Montréal, Québec, Canada

**Yoshua Bengio**

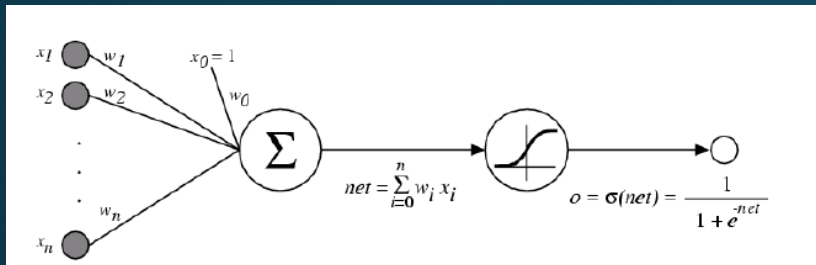


Histogram of gradients in a 5-layer network for an artificial image recognition task

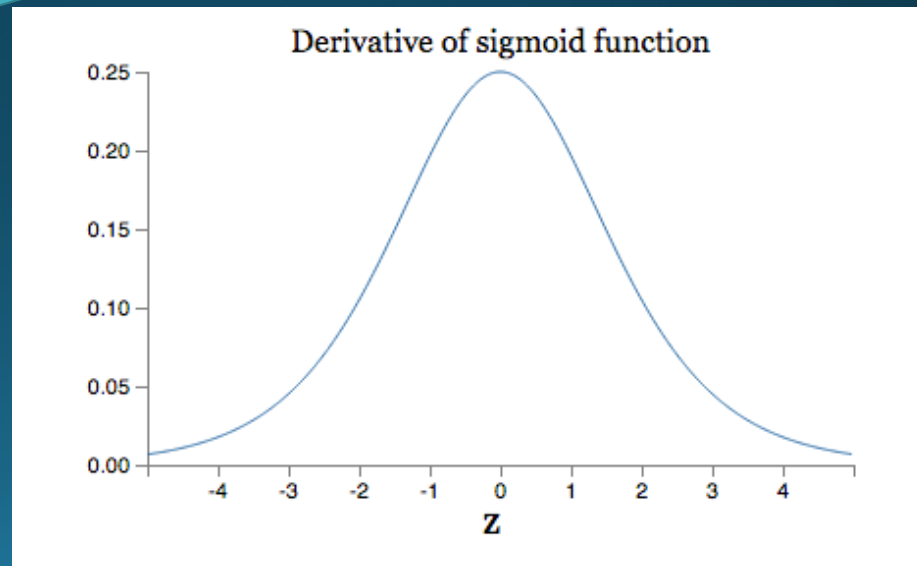
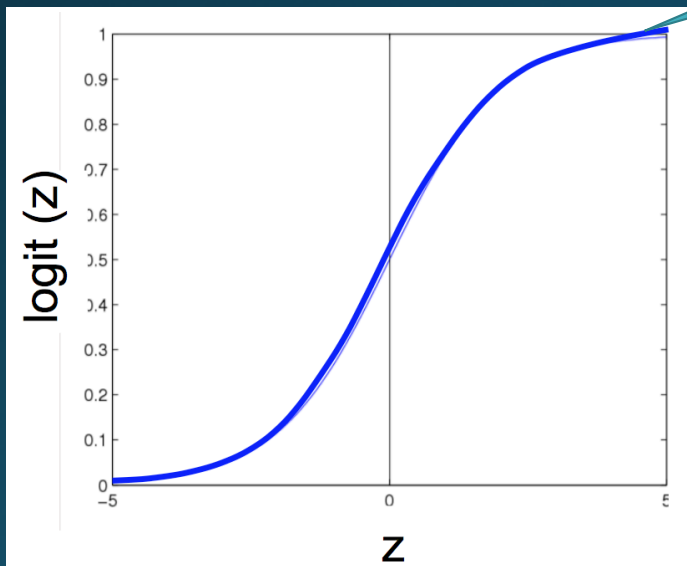
## Understanding the difficulty of training deep feedforward neural networks



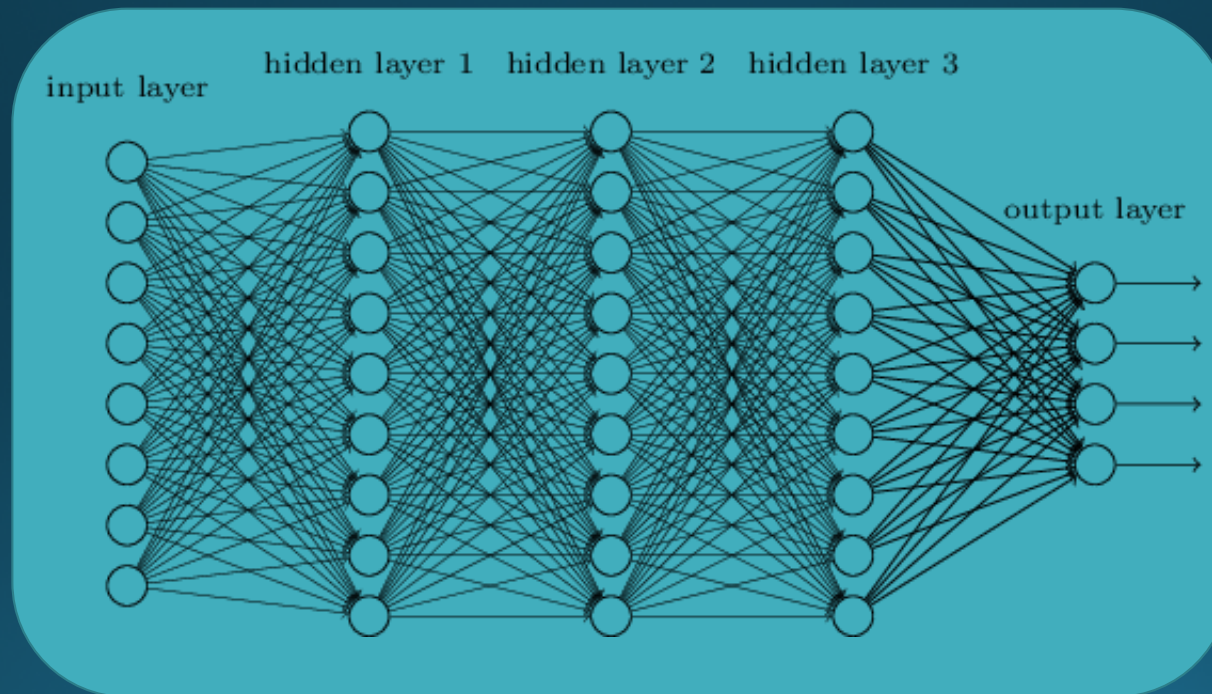
# It's easy for sigmoid units to saturate



Learning rate approaches zero,  
and neuron gets "stuck"

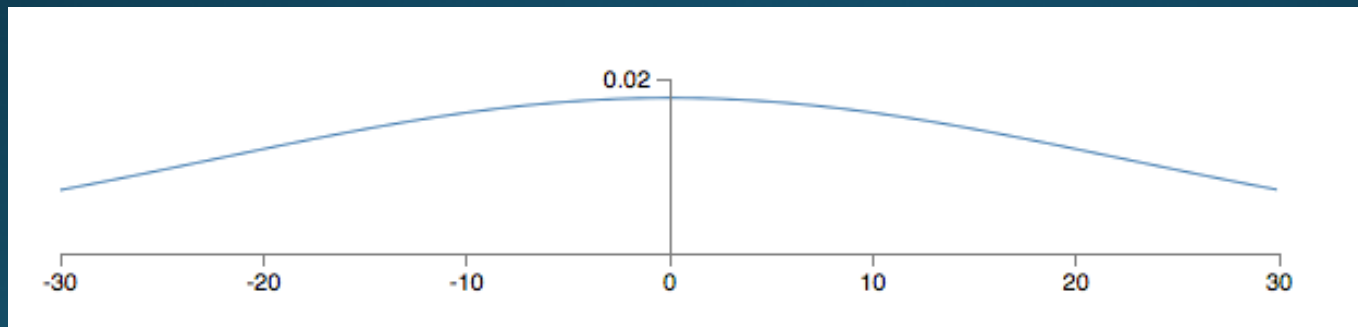


# It's easy for sigmoid units to saturate



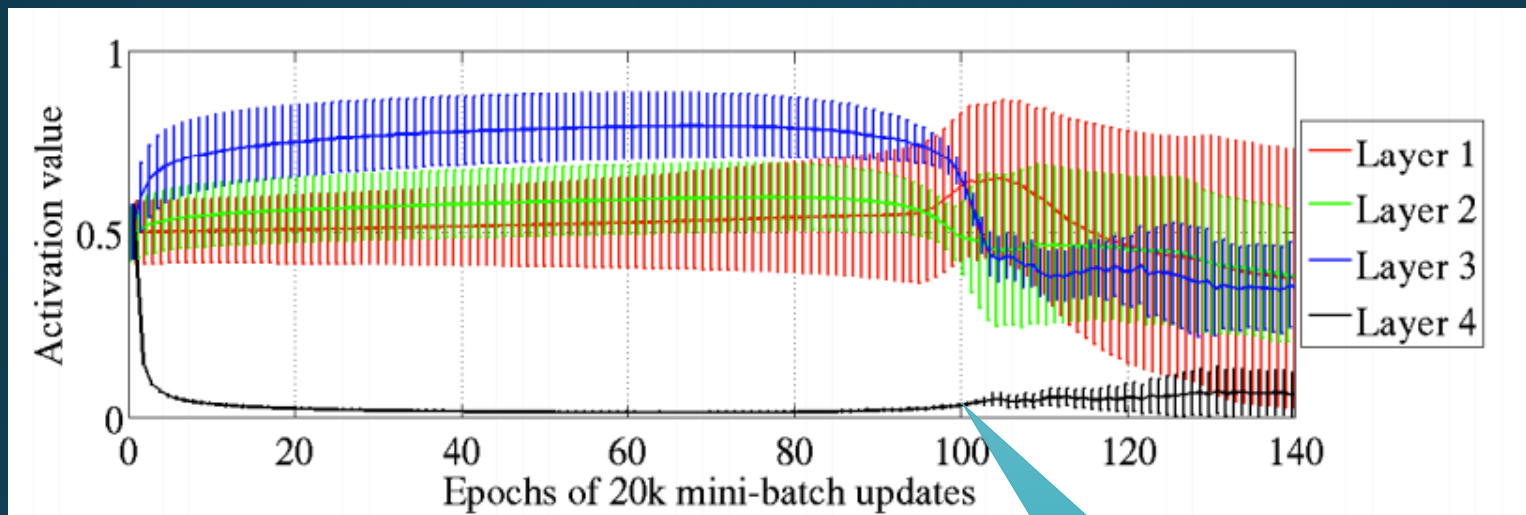
# It's easy for sigmoid units to saturate

- If there are 500 non-zero inputs initialized with a Gaussian  $\sim N(0,1)$  then the SD is  $\sqrt{500} \approx 22.4$





# It's easy for sigmoid units to saturate



- Saturation visualization from Glorot & Bengio 2010 -  
- using a smarter initialization scheme

Bottom layer still stuck for first 100 epochs

# What's Different About Modern ANNs?

# Some key differences

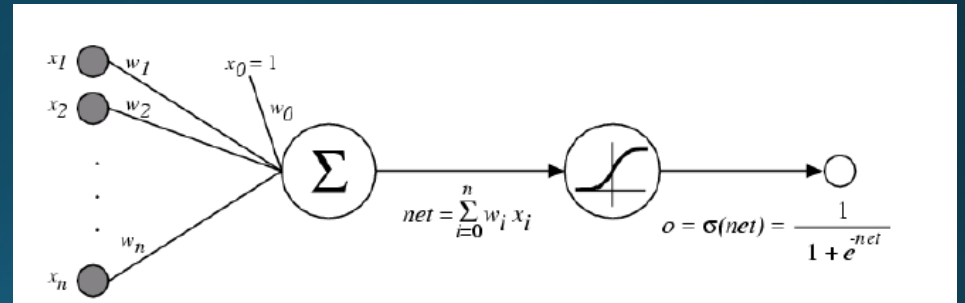
- **Use of softmax and entropic loss instead of quadratic loss**
- Use of alternate non-linearities
  - reLU and hyperbolic tangent
- Better understanding of weight initialization
- Data augmentation
  - Especially for image data
- Ability to explore architectures rapidly

# Cross-entropy loss

$$C = -\frac{1}{n} \sum_x [y \ln a + (1 - y) \ln(1 - a)]$$

$$\frac{\partial C}{\partial w_j} = \frac{1}{n} \sum_x x_j (\sigma(z) - y)$$

$$\frac{\partial C}{\partial w} = \sigma(z) - y$$



# Cross-entropy loss

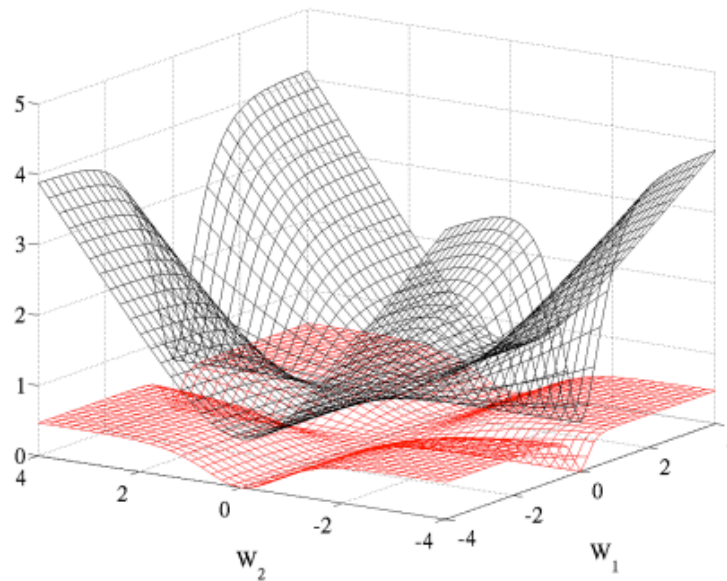
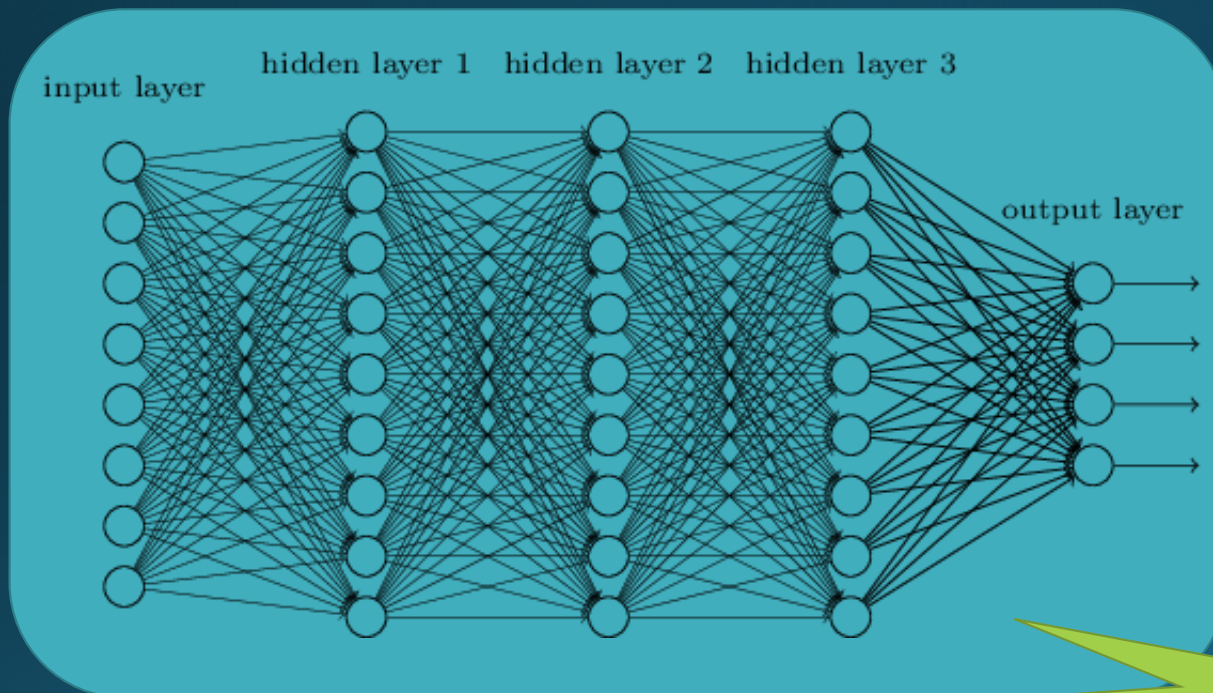


Figure 5: *Cross entropy (black, surface on top) and quadratic (red, bottom surface) cost as a function of two weights (one at each layer) of a network with two layers,  $W_1$  respectively on the first layer and  $W_2$  on the second, output layer.*

# Softmax output layer



Cross-entropy loss after a softmax layer gives a very simple, numerically stable gradient:  $(y - a^L)$

$$a_j^L = \frac{e^{z_j^L}}{\sum_k e^{z_k^L}}$$

$$\Delta w_{ij} = (y_i - z_i) y_j$$

Network outputs a probability distribution!

# Some key differences

- Use of softmax and entropic loss instead of quadratic loss.
  - **Often learning is faster and more stable as well as getting better accuracies in the limit**
- Use of alternate non-linearities
- Better understanding of weight initialization
- Data augmentation
  - Especially for image data
- Ability to explore architectures rapidly

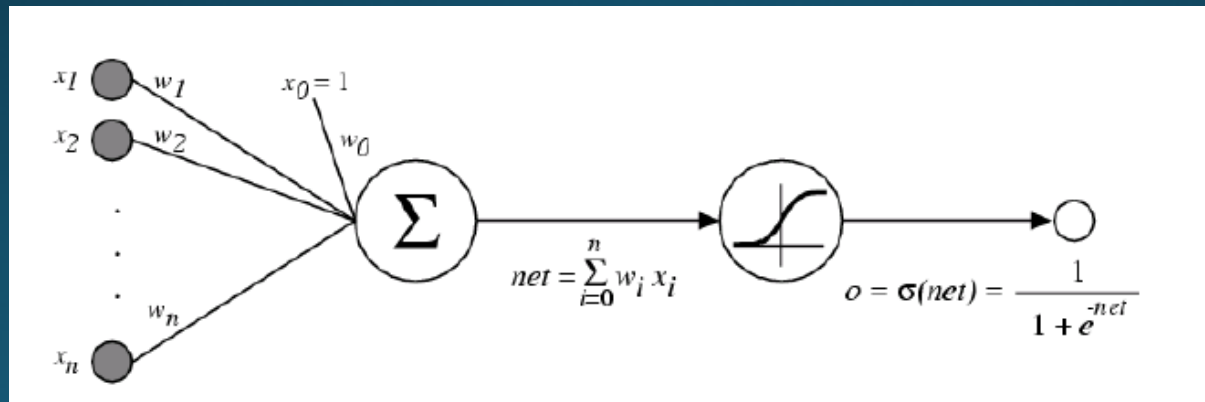
# Some key differences

- Use of softmax and entropic loss instead of quadratic loss.
  - Often learning is faster and more stable as well as getting better accuracies in the limit
- **Use of alternate non-linearities**
  - **reLU and hyperbolic tangent**
- Better understanding of weight initialization
- Data augmentation
  - Especially for image data
- Ability to explore architectures rapidly



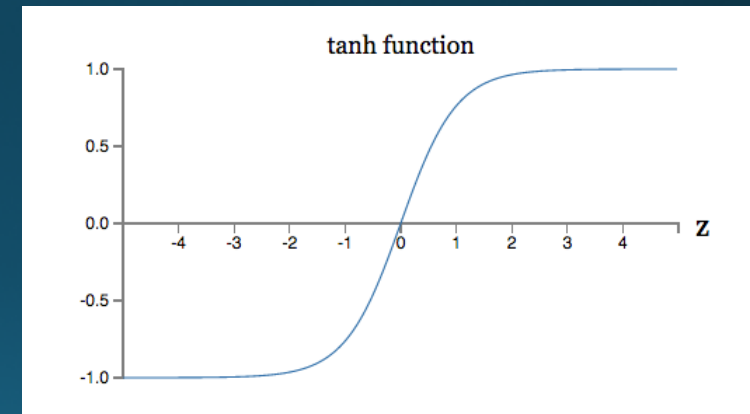
# Alternative non-linearities

- Changes so far
  - Changed the **loss** from square error to cross-entropy (no effect at test time)
  - Proposed adding another output layer (softmax)
- A new change: modifying the nonlinearity
  - The logistic is not widely used in modern ANNs

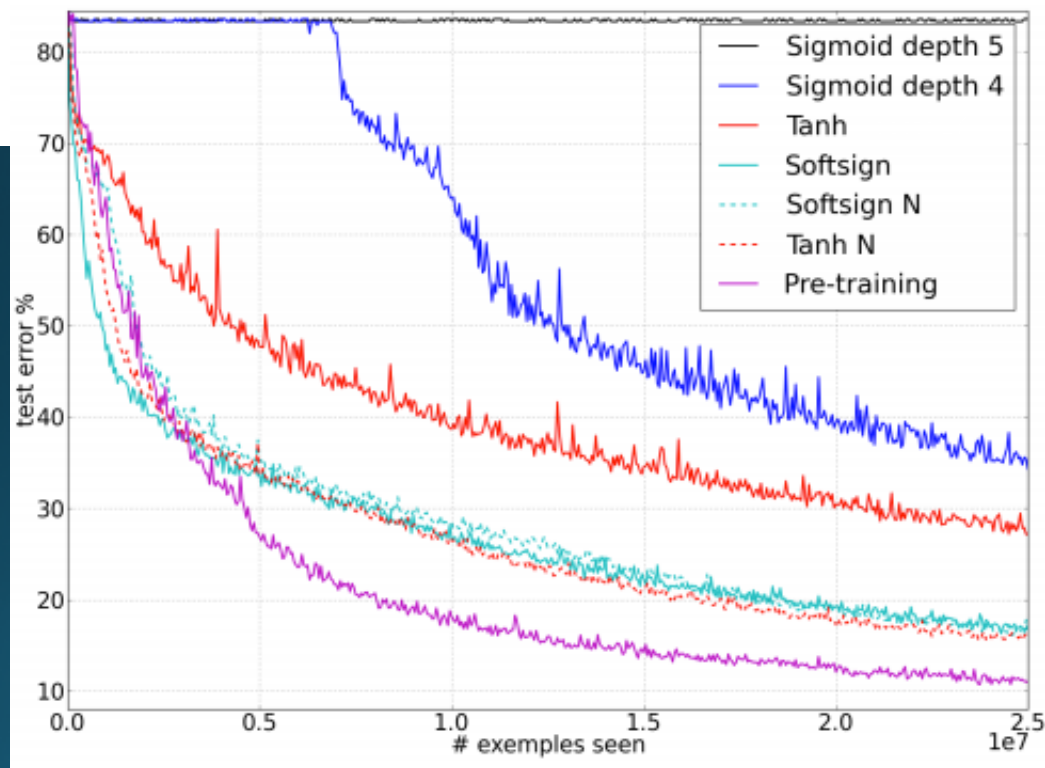


# Alternative non-linearities

- A new change: modifying the nonlinearity
  - The logistic is not widely used in modern ANNs
- Alternative #1: tanh
  - Like logistic, but shifted to range  $[-1, +1]$

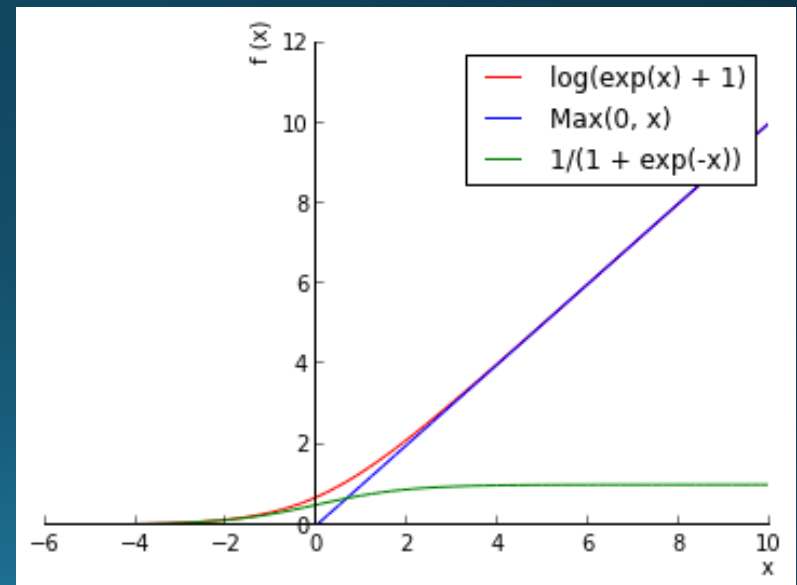


## Understanding the difficulty of training deep feedforward neural networks



# Alternative non-linearities

- A new change: modifying the nonlinearity
  - The logistic is not widely used in modern ANNs
- Alternative #1: tanh
  - Like logistic, but shifted to range  $[-1, +1]$
- Alternative #2: ReLU
  - Linear with cut-off at zero
- Alternative #2.5: "Soft" ReLU
  - Doesn't saturate (at one end)
  - Sparsifies outputs
  - Helps with vanishing gradient

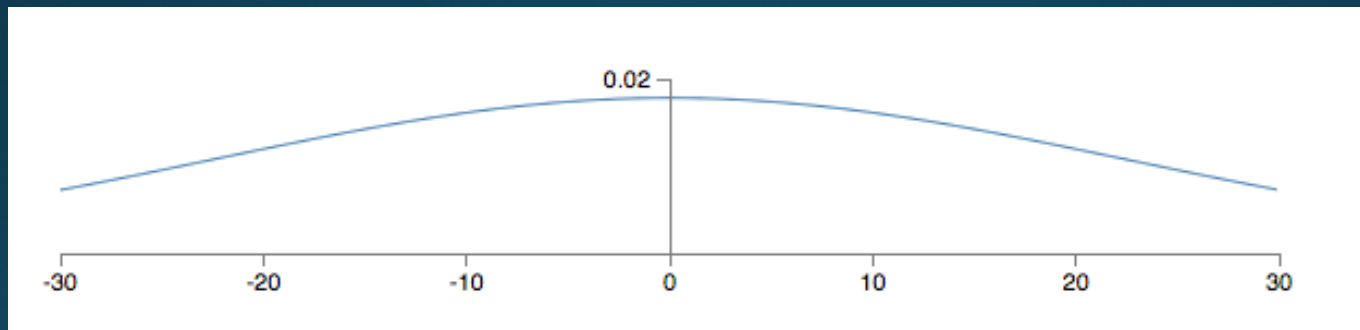


# Some key differences

- Use of softmax and entropic loss instead of quadratic loss.
  - Often learning is faster and more stable as well as getting better accuracies in the limit
- Use of alternate non-linearities
  - reLU and hyperbolic tangent
- **Better understanding of weight initialization**
- Data augmentation
  - Especially for image data
- Ability to explore architectures rapidly

# It's easy for sigmoid units to saturate

- If there are 500 non-zero inputs initialized with a Gaussian  $\sim N(0,1)$  then the SD is  $\sqrt{500} \approx 22.4$



- Common heuristics for initializing weights

$$N\left(0, \frac{1}{\sqrt{\# \text{ of inputs}}}\right) \quad U\left(\frac{-1}{\sqrt{\# \text{ of inputs}}}, \frac{1}{\sqrt{\# \text{ of inputs}}}\right)$$

# Initializing to avoid saturation

- In Glorot and Bengio (2010) they suggest weights if level  $j$  (with  $n_j$  inputs) from

$$W \sim U\left[-\frac{\sqrt{6}}{\sqrt{n_j + n_{j+1}}}, \frac{\sqrt{6}}{\sqrt{n_j + n_{j+1}}}\right]$$

First breakthrough deep learning results were based on clever pre-training initialization schemes, where deep networks were seeded with weights learned from unsupervised strategies

TYPE	Shapeset	MNIST	CIFAR-10	ImageNet
Softsign	<b>16.27</b>	<b>1.64</b>	55.78	<b>69.14</b>
→ Softsign N	<b>16.06</b>	<b>1.72</b>	<b>53.8</b>	<b>68.13</b>
Tanh	27.15	<b>1.76</b>	55.9	70.58
→ Tanh N	<b>15.60</b>	<b>1.64</b>	<b>52.92</b>	<b>68.57</b>

This is not always the solution – but good initialization is very important for deep nets!

# Summary

- Backpropagation makes training deep neural networks possible
  - Known since 1970s, understood since 1980s, used since 1990s, tractable since 2010s
- Feed-forward versus backward propagation
  - Feed-forward evaluates the network's current configuration,  $J()$
  - Backpropagation assigns error in  $J()$  to individual weights
- Each layer considered a function of its inputs
  - Differentiable activation functions strung together
  - Chain rule of calculus
- Modern deep architectures made possible due to logistical tweaks
  - Vanishing / Exploding gradient and new activation functions



# Course Details

- How is Assignment 5 going? **Due next Tuesday!**
- Will update Assignment 5 **later today** with final project teams!

# References

- “A gentle introduction to backpropagation”, [http://numericinsight.com/uploads/A\\_Gentle\\_Introduction\\_to\\_Backpropagation.pdf](http://numericinsight.com/uploads/A_Gentle_Introduction_to_Backpropagation.pdf)
- “Deep Feed-Forward Networks”, Chapter 6, *Deep Learning Book*, <http://www.deeplearningbook.org/contents/mlp.html>
- “Backpropagation, Intuitions”, CS231n “CNNs for Visual Recognition”, <https://cs231n.github.io/optimization-2/>
- “How the Backpropagation Algorithm works”, Chapter 2, *Neural Networks and Deep Learning*, <http://neuralnetworksanddeeplearning.com/>